

# Mozilla Firefox



---

*Compiled by Ron Nordstrom, Technology Coordinator ph. 476-3305 [rnordstrom@bpsd.mb.ca](mailto:rnordstrom@bpsd.mb.ca)*

---

## What is Mozilla Firefox?

Mozilla Firefox is a web browser, like Internet Explorer. Today, Internet Explorer is the most widely used web browser. Other popular web browsers include Netscape, Opera, Mosaic, Safari, and Firefox. There are dozens of other web browsers that are less popular.

## Why Use Mozilla Firefox instead of Internet Explorer?

### FIREFOX PROS

- 1. The Firefox browser has a super-small installation.** Download size is 4.7 MB, unlike Internet Explorer 6 with a download size of 80 MB. The Firefox install does not include plug-ins like Java Virtual Machine, Flash Player, Quicktime and Shockwave, but those features can be added through 30 minutes of user effort.
- 2. Firefox supports plenty of user shortcuts and keystrokes.** In many ways, it feels like Microsoft IE, and IE users will find it easy to switch to Firefox.
- 3. Integrated pop-up blocking!** No need to install 3rd party software...just set your Firefox options in your Tools menu to prevent pop-ups..
- 4. Larger viewing area than IE.** With smaller toolbars, Firefox can fit nearly 10% more surface area onto your monitor.
- 5. Nifty bookmarking features for researchers!** It is possible to bookmark and folder-organize multiple tabs at once. When you install, the process asks if you want to transfer your favorites list from Internet Explorer, so you don't have to re-do all your favorites.
- 6. Tabbed browsing.** This is perhaps the single most-useful feature for power users. You can have multiple windows open at once. Instead of minimizing at the bottom of the page as in Internet Explorer, you have multiple tabs at the top of your browsing area. You can click any tab to bring up that page. You can have one tab set for your Maplewood attendance, another for your WebMail, another for a search engine, another for....you get the idea.
- 7. Bookmark Favorites appear in a slick toolbar format.** Unlike the often cumbersome menu of IE, your Firefox favorites/bookmarks can be displayed as toolbuttons in horizontal fashion. You can even automate those bookmarks to check the web page for updates, and report back to you. Wonderful for watching stocks, your favorite sports team page, or monitoring news.
- 8. There are no glaring security holes, unlike IE.** Firefox is not a hacker target, and has been proven to be effectively safe from getting your passwords hijacked. Keeps your computer safe from malicious spyware by not loading harmful ActiveX controls. Safer for online banking.

**9. Smarter Search.** Google Search is built right into the toolbar, and there is a plethora of other search tools including Smart Keywords (type "dict <word>" in the Location bar).

**10. Hassle-Free Downloading.** Files you download are automatically saved to your Desktop so they're easy to find. Fewer prompts mean files download quicker.

**11. Extensions available for download.** One extension is IEView. Adds "View page in Internet Explorer" links to the right click menu. Handy for previewing pages in IE, loading up IE-only pages when you run across them in Firefox.

## FIREFOX DOWNSIDES

**1. Not all pages load properly.** Some Active X controls are not available so some pages may now show up correctly. You can download and install the extension IEView. When installed, while viewing any page in Firefox, right click and choose View this Page in IE. For most users, this is a minor inconvenience.

**2. Firefox does not integrate well with Outlook or Outlook express email.** With little annoying things like viewing HTML email, or launching links from a message, Firefox does not respond quickly, and often fails to respond at all.

**3. Firefox also fails to integrate with Pocket PC Windows and USB cradle syncing.** Although only a small percentage of users actually download web calendars and web mail into their Pocket PC's, that small percentage will be frustrated until Firefox fixes this.

**4. Firefox will not render the same web page format and styles that IE will.** For example: where you would normally see a page's black table outline in IE, you will see a blurred grey outline in Firefox.

**5. Plug-Ins do not auto-install as easily as IE.** To add Flash player, Shockwave, Quicktime, and Java Virtual Machine, Firefox users need to manually search and download/install these tools. Sometimes, you will even need to tweak the installs using Firefox Tools menu.

## Summary

While Firefox is good for 90% of most web surfers, it can't do everything. Because of its higher security, some pages will not download properly. For these few pages, right click the page and choose View this page in IE. (Only after you have that extension downloaded and installed separately). I liked the tabbed features, it loads quickly, has a larger viewing area, and blocks popups very well. You can also download an ad-blocking extension. If you do online banking, you should definitely change to Firefox. If you do online commerce and have passwords stored, change to Firefox.



# Want to give it a try?

## Minimum Install

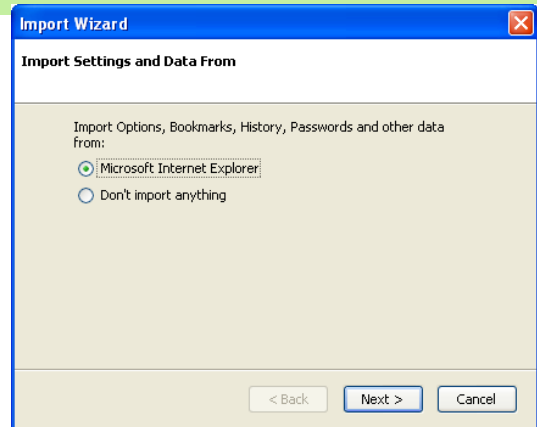
- ◆ Download and install Firefox and the IEView extension separately.

### 1. Download Firefox

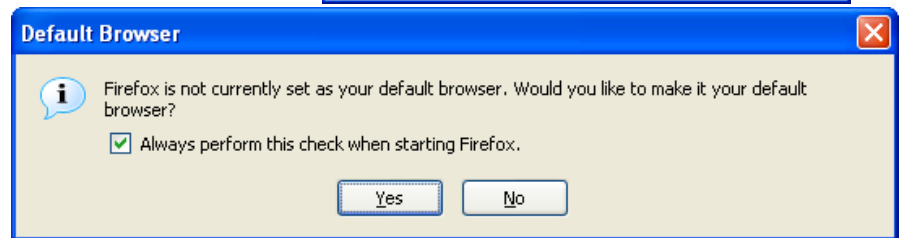
To download Firefox, go to <http://www.mozilla.org/> Click on Free Download and follow the instructions. After it is downloaded, you can run the download to install the program. For the most part, follow the default options and click on next.



When a window comes up and asks if you want to Import Settings and Data From: you might want to choose Microsoft Internet Explorer.



When a Window pops up and asks whether you want Firefox as your default Browser, you decide. I said yes.



### 2. Download IEView

This is an add on that is very useful. If a page does not load properly in Firefox, you can use this option to open Internet Explorer and view the page.

Download it from <https://addons.mozilla.org/extensions/>

Once it is downloaded, follow the instructions to install it.

That is it, you now have Firefox installed.

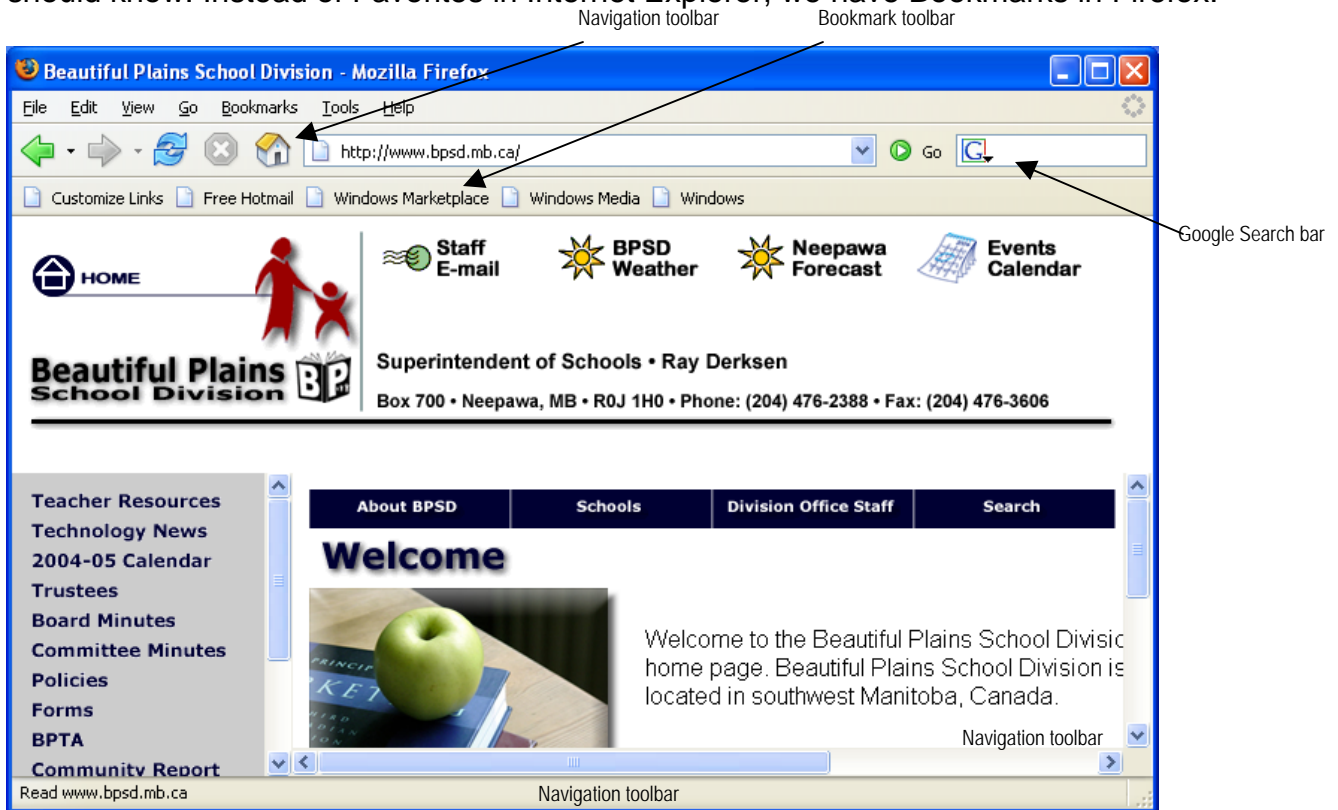
### Extras you may want to eventually install.

Firefox is small, only 4.7 MB. You may or may not have Flash Player, Acrobat Reader, Java, or many other plugins installed. You can install these anytime from this site: <https://pfs.mozilla.org/plugins/> Install right away or if video and audio are not coming up properly, it likely means you need one of these plugins.

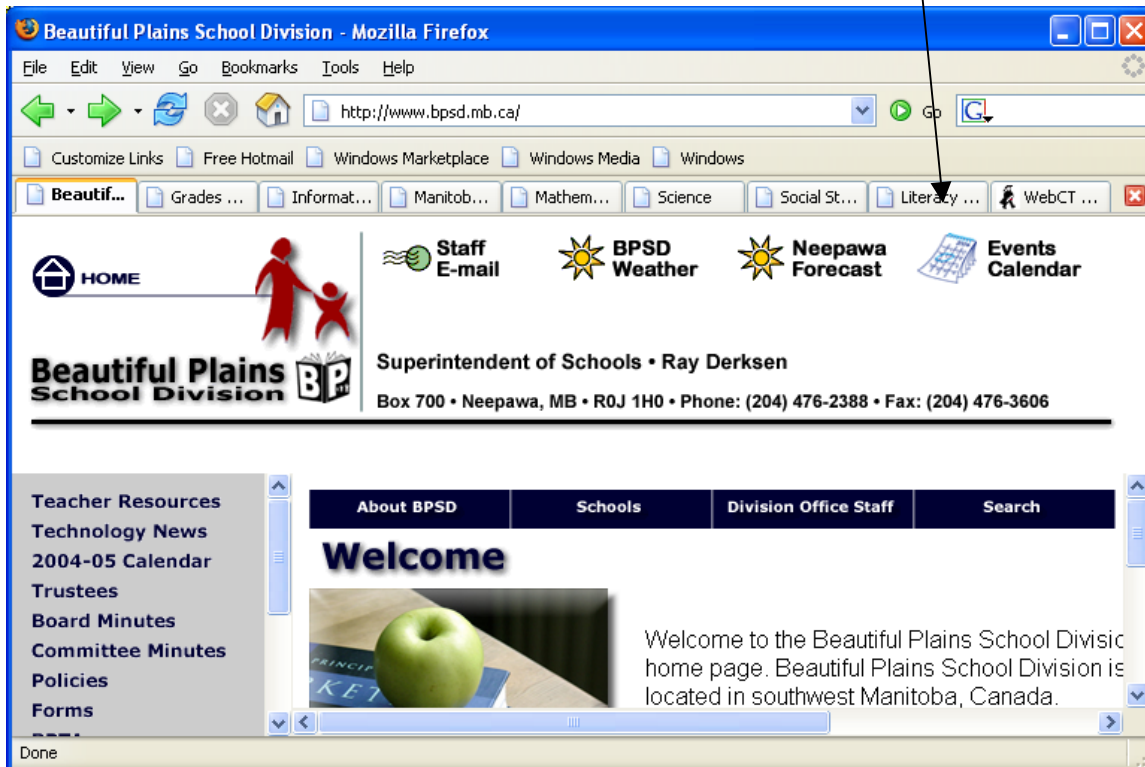


## Helpful Hints

Clicking on Help in the dropdown menu is really useful. Here are some useful things you should know. Instead of Favorites in Internet Explorer, we have Bookmarks in Firefox.



One of the best things about Firefox is the ability to have a number of pages open with tabs marking your pages. Below I am looking at the BPSD web page, but also have a number of other tabs open and ready to browse to.

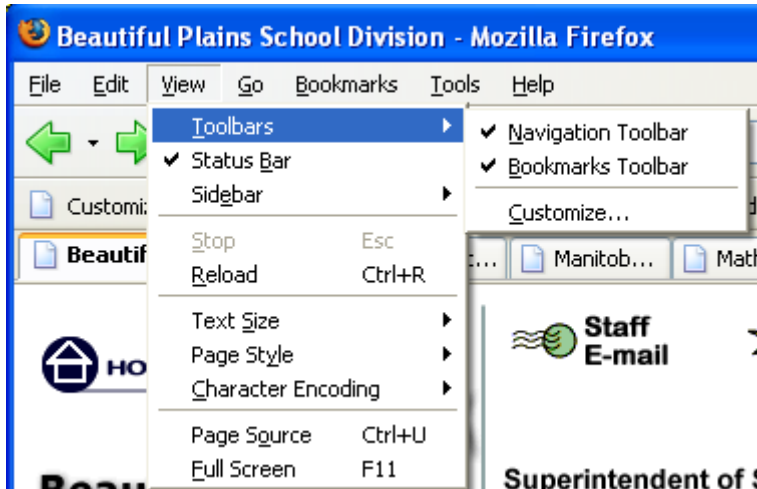


How to open up another tab.

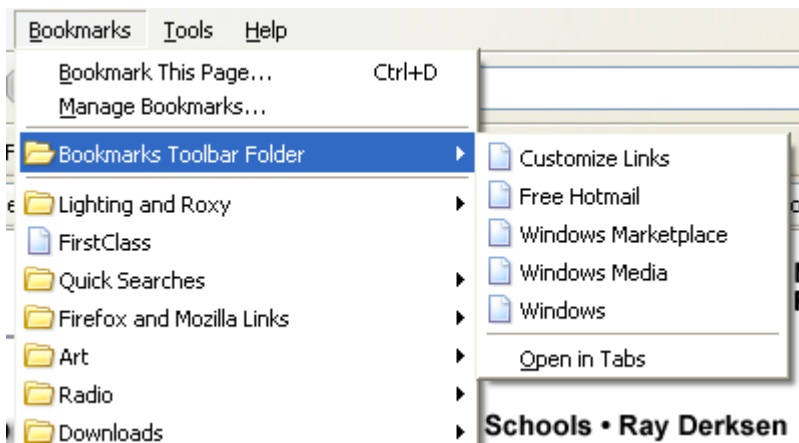
Right click a link and choose Open Link in New Tab.

There are a lot of other ways to quickly open a number of tabs from your bookmarks. Go to the help menu to find out more.

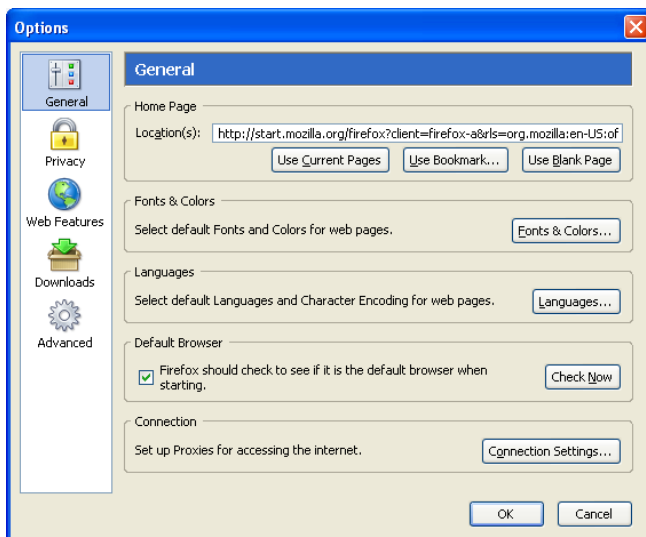
## Customize your Preferences



Go to the Pull down menus to see how else you can make changes. If you need more viewing area, you can get rid of the Bookmarks Toolbar. You can also view a Sidebar with either your Bookmarks or your History. It is also useful to adjust your Text size to suit your preference.



You can add or delete bookmarked pages in the Bookmarks Toolbar Folder. Click on Bookmarks, and click and drag any page like First Class in my example, into the Bookmarks Toolbar Folder. Release it when your mouse is over the folder. You can put your most commonly used pages in there. For example, set up your Maplewood attendance, Google, and your School Home Page.



If you go to Tools – Internet Options, you can set many options here. Go through General, Privacy, Web Features, and Downloads and set your preferences. You can turn off and on Popup window blocking in the Web Features area. Under downloads, notice by default, everything downloads by default to your desktop.