

Web Resources for Teachers - May 2005

Compiled by Ron Nordstrom, Technology Coordinator ph. 476-3305 rnordstrom@bpsd.mb.ca

Mathematics

Virtual Math Manipulatives

Site for K-12 from Utah University. Interactive learning outcome activities for students. Need JavaScript installed and working on computers. If it doesn't work on school computers, contact Mike Goodman to install.

http://matti.usu.edu/nlvm/nav/topic_t_4.html or
<http://matti.usu.edu/nlvm/nav/vlibrary.html>

Government of Canada Web Sites

Social Studies

Confederation for Kids – Learn about Confederation of Canada. Written for ages 9 – 13

<http://www.collectionscanada.ca/2/2/index-e.html>

First Among Equals – all about the Prime Minister of Canada. Written for kids.

<http://www.collectionscanada.ca/2/9/index-e.html>

Great Lakes for Kids - Games, activities and info about the Great Lakes. Government of Canada Web Site

<http://www.on.ec.gc.ca/greatlakeskids/glk-home-e.html>

Kids Stop - Learn about Aboriginal people of Canada

http://www.ainc-inac.gc.ca/ks/index_e.html

Google Maps - See screenshot below. Type in a location and hit the Search button. You can keep zooming in on the map or click on the Satellite image on the far right top of the screen.

<http://maps.google.com/>

Passageways: True Tales of Adventure for Young Explorers (Ages 8 to 13)

Learn about the explorers who discovered Canada.

<http://www.collectionscanada.ca/2/3/index-e.html>

Science

Space for Kids – Experiments, jokes, games, and an interesting Did You Know section.

<http://www.space.gc.ca/asc/eng/kidSPACE/kidSPACE.asp>

Canadian Inventions

http://strategis.ic.gc.ca/sc_mrksv/cipo/learn/sn/sn_pat_e.html

Language Arts

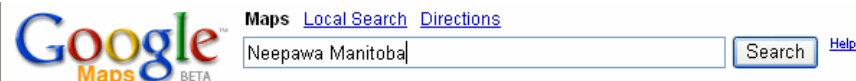
Page by Page – This site takes an inside look at how books for children are made. Using real-life examples, you will explore *the story behind the story*. You'll discover inside information: starting with where the idea came from, all the way to what happens after the book is printed.

<http://www.collectionscanada.ca/3/2/index-e.html>

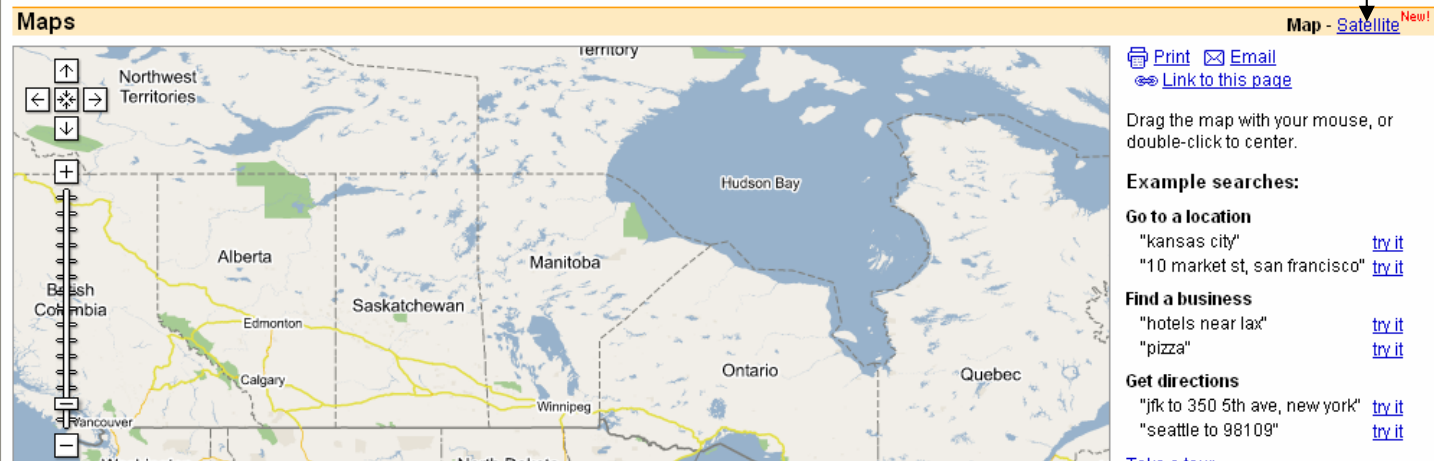
The Canadian Atlas Online

<http://www.canadiangeographic.ca/atlas/>

Explore by theme, measure distances, learning center, games and quizzes, and much more. Also in French.



Click here to see Satellite images.



Other Websites

CBC Archives – Radio broadcasts and Television clips on a multitude of topics. Divided into 8 categories with a topic index and a clip index. Need speakers or earphones. Screenshot of the main screen below. Wow, is this good.

<http://archives.cbc.ca/>

Canadian Wartime Experience – For Grade 4, 6, Senior 1 and Senior 3. See screenshot below.

http://www.umanitoba.ca/canadian_wartime/

Remove Unneeded Files

No matter how big your hard disk, you'll eventually fill it up. The Windows 98 Disk Cleanup tool can help you free up some space when that happens. Disk Cleanup starts automatically under certain conditions—for example, if you copy a file to a hard disk with less than 3% free space. However, it's a good idea to use the program regularly, so you don't reach that 3% threshold in the first place.

To start the utility, choose **Start, Programs, Accessories, System Tools, Disk Cleanup**. You may be asked to Select the Drive. Choose the C: drive to clean up.

The program opens a dialog with two tabs: Disk Cleanup and More Options. The Disk Cleanup tab includes a Files to remove list box; there are four basic checkbox items -- Temporary Internet Files, Downloaded Program Files, Recycle Bin, and Temporary files.

Clear Out the Clutter

The Temporary Internet Files folder contains Web pages stored on your hard disk for quick viewing. Your personalized settings for Web pages will be left intact.

Downloaded Program Files are ActiveX controls and Java applets downloaded automatically from the Internet when you view certain pages. They are temporarily stored in the Downloaded Program Files folder on your hard disk.

The Recycle Bin contains files you have deleted from your computer. These files are not permanently removed until you empty the Recycle Bin.

Programs sometimes store temporary information in a TEMP folder. Before a program closes, it usually deletes this information. You can safely delete temporary files that have not been modified in over a week.

Other Options

Choose More Options, and you'll see two choices -- Windows setup and Installed programs -- that you also can access through the Control Panel's Add/Remove Programs option. These let you remove unneeded Windows components or application programs.

Know What You're Deleting

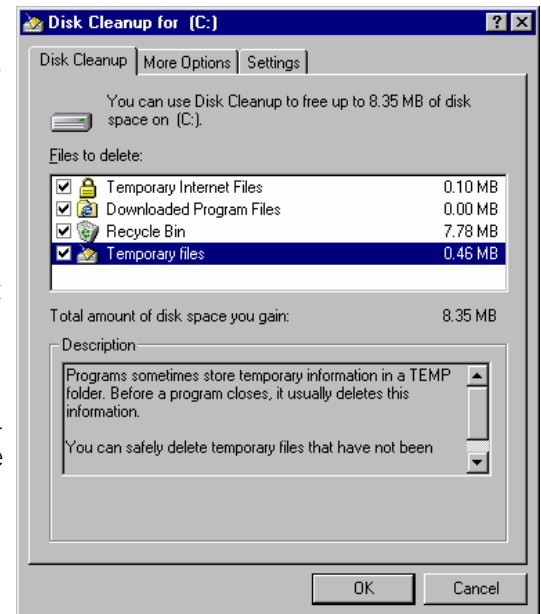
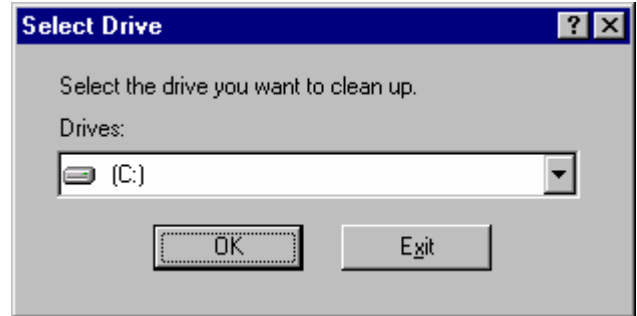
Before you delete files with Disk Cleanup, make sure you know what you're deleting. The first two items you'll find in the Files to remove list are Temporary Internet Files and Downloaded Program Files, both of which refer to directories that Internet Explorer uses for files it downloads to your hard disk.

If you delete these files, you'll just end up downloading them again the next time you visit the Web pages; if the pages are on your hard disk, however, they'll load more quickly. If you clean out these directories too often -- say, weekly -- you'll waste time downloading the same pages over and over. The Files to remove list shows how much disk space you'll reclaim by deleting each item. If you'll gain only a few megabytes by selecting these two choices, you may want to uncheck the boxes.

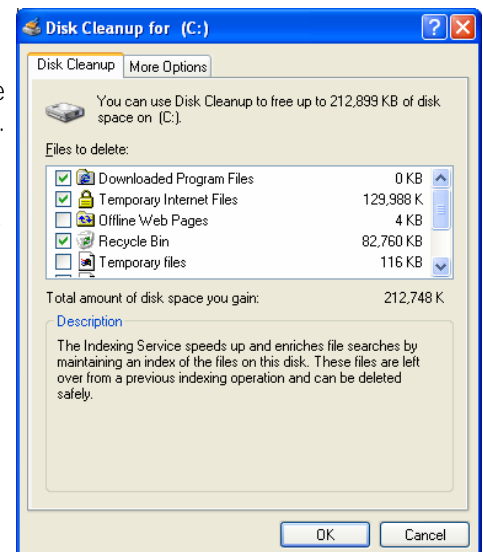
The third choice on the Files to remove list is Recycle Bin; checking it will empty it. The Temporary files option lets you delete files that various programs have put on your disk. These are almost always safe to delete.

Windows XP

Windows XP has the same and more options when you activate the disk cleanup. Click on an option to see what you are deleting. You will not permanently lose anything except your trash if you check all and hit OK. All necessary files will be re-created next time you navigate to a web site.



Windows 98 Disk Cleanup Screen



Windows XP Disk Cleanup Screen

Address  <http://www.cyberbee.com/index.html>

ADVENTURES OF **cyberbee**



SPECIAL FEATURES



Learn about the history of the phonograph and listen to early recordings.



[Primary Source of the Month](#)



This interactive question and answer activity for students will teach them the basics about copyright. There are also resources and lesson ideas for teachers on the [Copyright with CyberBee](#) page.



[African American Experiences](#)



[Art Renaissance](#)
Transform your classroom into a virtual art studio and museum. Have students create their masterpieces with free online drawing, painting, and sculpting tools.

[MORE FEATURES](#) 

Search CyberBee:

- [curriculum ideas](#)
- [research tools](#)
- [treasure hunts](#)
- [web projects](#)
- [how to's](#)
- [web links](#)
- [cyberbee articles](#)
- [postcards](#)
- [about cyberbee](#)

 **SUBSCRIBE** for updates

Enter email address:

 **CONTACT** CyberBee

<http://www.cyberbee.com>

This site is loaded with ideas for teachers.

What causes hiccups? Who were the buffalo soldiers? Why do feet smell? How do you catch a bubble?

Find these answers and more by participating in a treasure hunt. I especially liked the author treasure hunt. The web projects are ready made activities for your students. The How to section gives a dozen sites with tutorials to learn programs or different technology based skills. Check it out often. The activities change on a regular basis.